

QUASER

we cut faster

UX SERIES

UX series

Contents

- 01-02 UX500 & UX500APC
- 03-04 UX630 & UX 630APC
- 05-06 UX600 & UX800
- 07-10 Cutting area and interference
- 11-12 Unique spindle technology
- 13-14 Work envelope
- 15-16 ATC system
- 17-18 Thermal management
- 19-20 Ergonomic operation
- 21-22 Coolant & chip management
- 23-28 Technical data Standard / option accessories
- 29-33 Installation dimension
- 34 We build machines in a hybrid way

UX500

Travel


X : 712 (-400 ~ +312)

Y : 508 (-254 ~ +254)


Z : 515 mm

Table size: \varnothing 410 mm
(UX500C - DETRON*)

(UX500P - HIWIN*)



Note: *rotary table brand
**UX500C=200kg
UX500P=250kg



UX500APC


Travel

X : 712 (-400 ~ +312)

Y : 508 (-256 ~ +252)

Z : 515 mm

Table size: \square 400 mm



UX series

UX630P


Travel

X : 900 (-450 ~ +450)

Y : 740 (-330 ~ +410)

Z : 610 mm

Table size: \varnothing 480 mm



UX630APC



Travel

X : 900 (-450 ~ +450)

Y : 660 (-330 ~ +330)

Z : 610 mm

Table size: \square 500 mm



UX series

UX600

Travel


X : 885 (-580 ~ +305)

Y : 800 (+375 ~ -425)

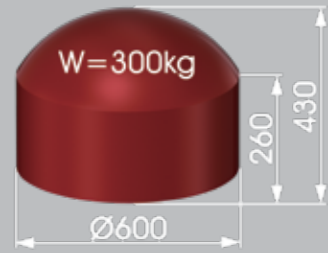
Z : 500 mm

Table size: $\varnothing 500$ mm (UX600C)

$\varnothing 280$ / $\varnothing 600$ x W500 (UX600P)



(UX600C - DETRON*)



(UX600P - MMK MATSUMOTO*)

Note: *rotary table brand



UX800P


Travel

X : 995 (-625 ~ +370)

Y : 800 (+375 ~ -425)

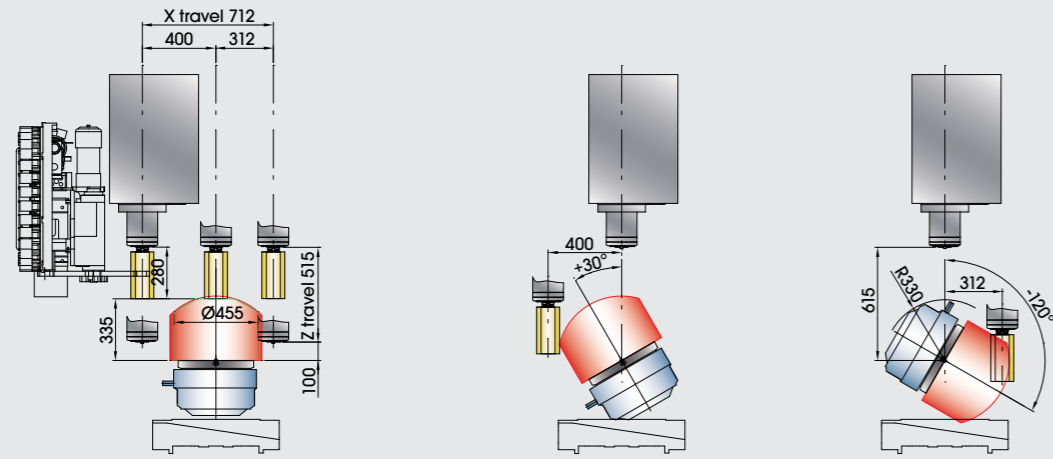
Z : 500 mm

Table size: $\varnothing 630$ mm

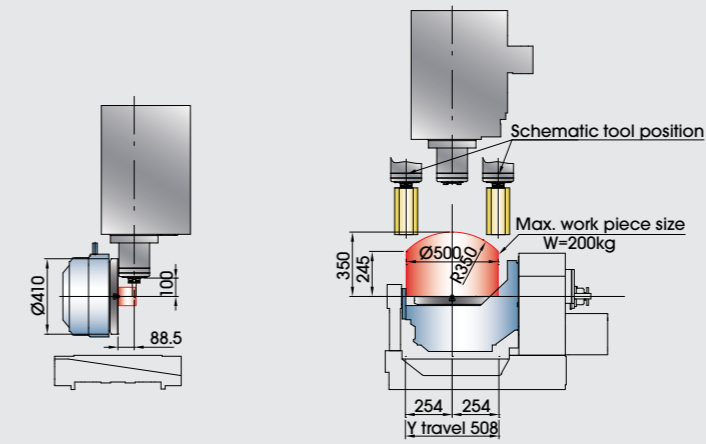


Cutting area and interference

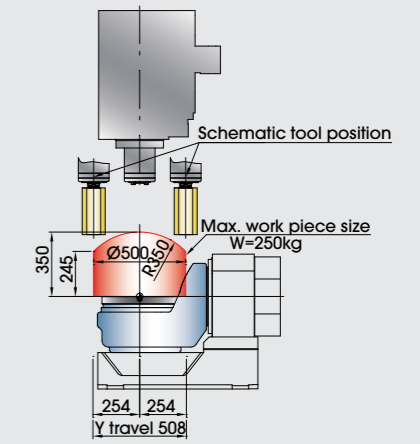
UX500



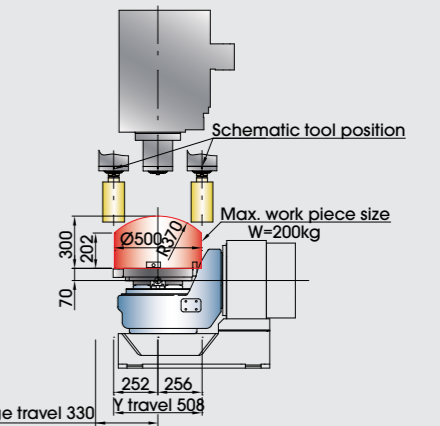
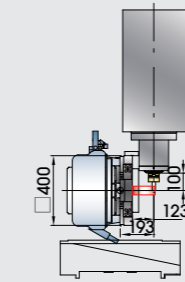
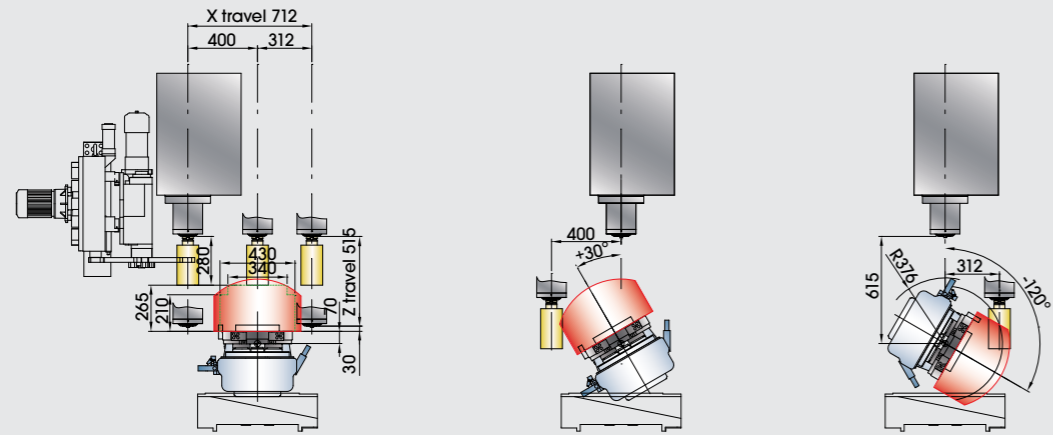
UX500C



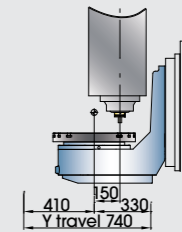
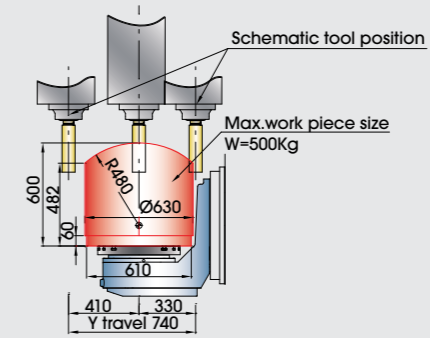
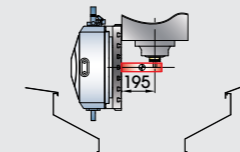
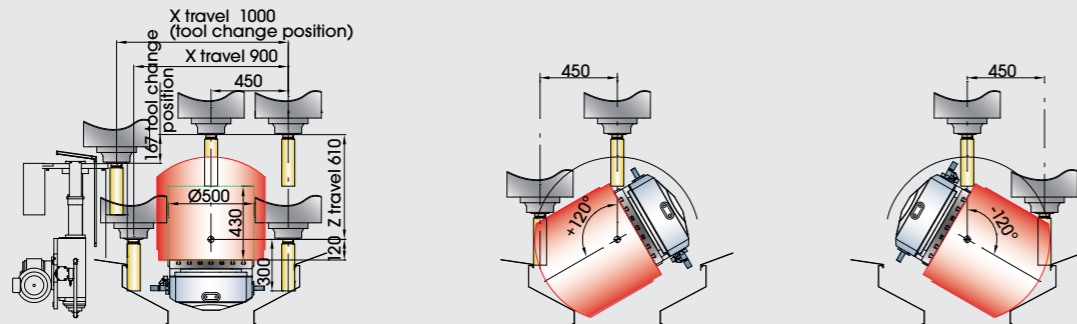
UX500P



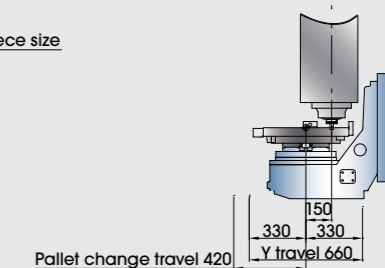
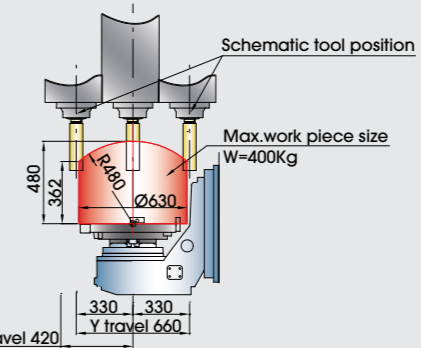
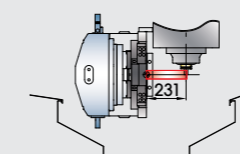
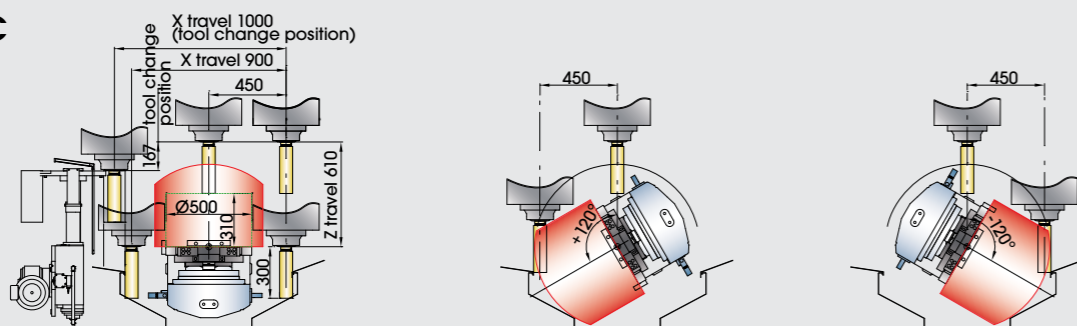
UX500APC



UX630P



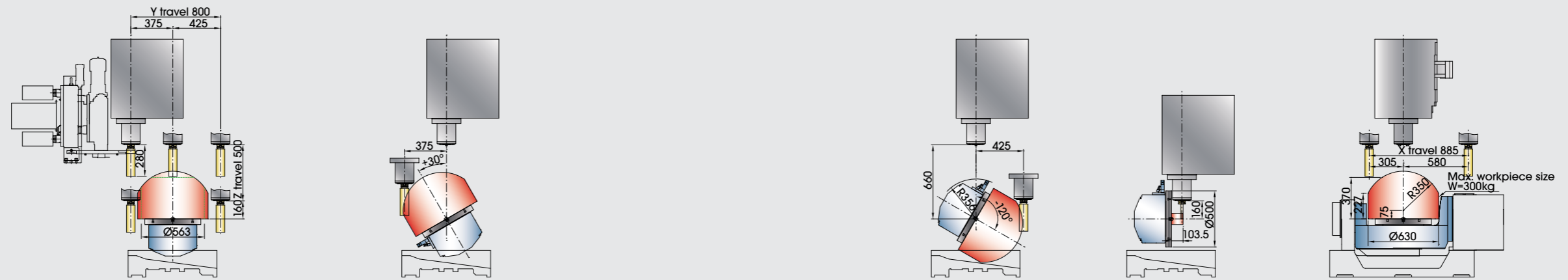
UX630APC



Cutting area and interference

UX600C

Coupling spindle



UX600P

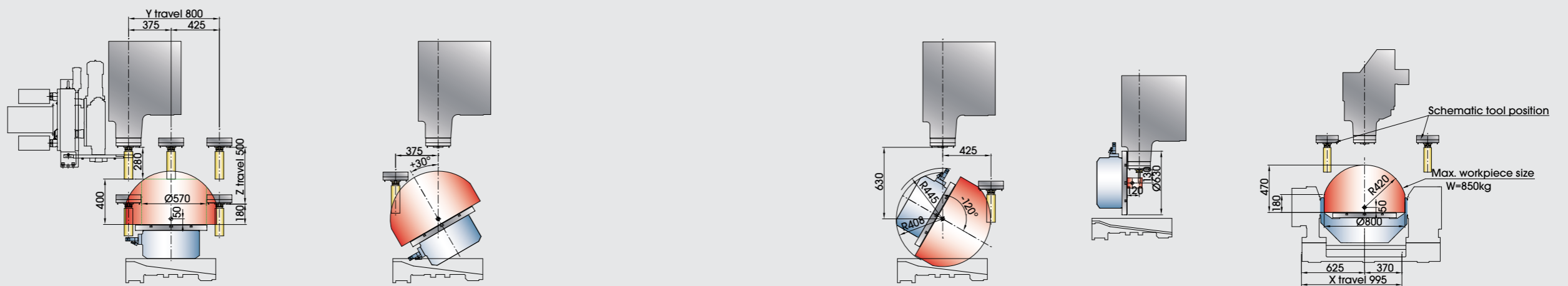
Belt spindle

Coupling spindle



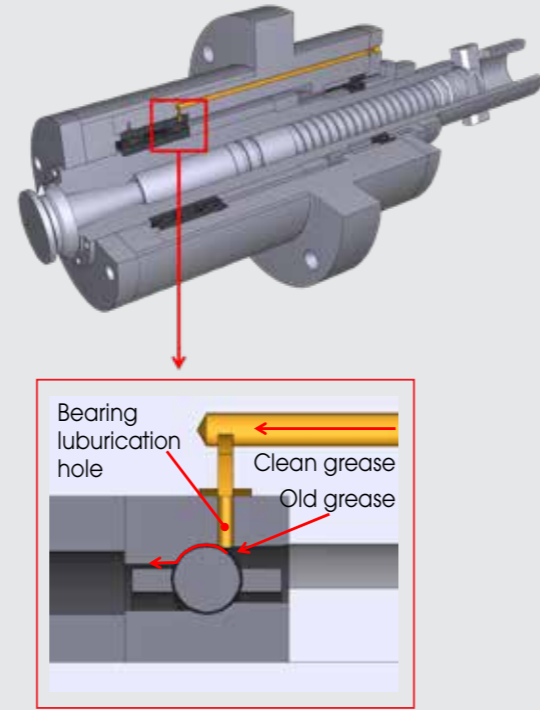
UX800P

Coupling spindle



Unique spindle technology

- Re-grease supply system is stable and eco-friendly by supplying new grease intermittently to bearings during high speed rotation.




- Standard on all models

Coupling



Belt



Built-in



New spindle code	SC-4.2		MB-4.0	
Shaft diameter	Ø80 / Ø70		Ø70 / Ø65	
Spindle Taper	ISO-40		ISO-40	
Bearing arrangement	<< >>		< > =	
Ball bearing type	Ceramic		Ceramic	
Roller bearing type	-		Steel	
Bearing lubrication	Grease packed		Grease packed	
Transmission	Coupling		Belt	
Spindle Speed	12,000		9,000	12,000
FANUC				
Spindle base speed	1,500		-	
Spindle output kW (S3-25%)	18.5	15	-	
Spindle output torque Nm (S3-25%)	118	95.5	-	
HEIDENHAIN				
Spindle base speed	1,500	2,000	1,125	1,500
Spindle output power kW (S6-25%)	17	27.7	32	
Spindle output torque Nm (S6-25%)	108	132	272	204
SIEMENS				
Spindle base speed	1,500	-	1,125	1,500
Spindle output power kW (S6-25%)	13.3	-	28.5	
Spindle output torque Nm (S6-25%)	85	-	242	182
CTS Availability	○	○	●	●
UX500C	● ● ●	●		
UX500P			● ●	● ●
UX500APC			● ●	● ●
UX630				
UX630APC				
UX600C		● ●		
UX600P			● ●	● ●
UX800P				

(1) S3-25% *FANUC not available

MC-4.1R	HM-4.0	HM-4.0A
Ø80 / Ø65	Ø80 / Ø60	Ø80 / Ø60
ISO-40 / HSK A63	ISO-40	HSK A63
< > =	<< > >	<< > >
Ceramic	Ceramic	Ceramic
Steel	-	-
Re-Grease	Grease packed	Oil-air
Coupling		Built-in
15,000	12,000	18,000
FANUC		
1,400	-	-
26	-	-
177	-	-
HEIDENHAIN		
2,000	2,940	3,000
27.7	40 ⁽¹⁾	46 ⁽¹⁾
132	131.3 ⁽¹⁾	146 ⁽¹⁾
SIEMENS		
2,000	2,940	
27.7	40 ⁽¹⁾	46 ⁽¹⁾
132	131.3 ⁽¹⁾	146 ⁽¹⁾
●	●	●
● ●		
● ●		
	● ●	● ●
	● ●	● ●
● ●		
●		

Work envelope

UX500	UX500C		UX500P / UX500APC	
	Rotary Axis (C-axis)	Tilting Axis (B-axis)	Rotary Axis (C-axis)	Tilting Axis (B-axis)
Drive method	D-D	Worm	D-D	D-D
Max. swing piece size (mm)	Ø500 x 350 / Ø500 x 300			
Table load capacity (kg)	200		250 / 200	
Maximum R.P.M	50	16.6(F/S); 22.2(T)	100 / 100	60 / 60
Indexing accuracy (sec)	8*	12*	5* / 5*	5* / 5*
Repeatability (sec)	4*	8*	4* / 4*	4* / 4*
Clamping torque (Nm)	1,800	2,500	1,800	2,500


Note: *With absolute rotary encoder

UX630	UX630P		UX630APC	
	Rotary Axis (C-axis)	Tilting Axis (B-axis)	Rotary Axis (C-axis)	Tilting Axis (B-axis)
Drive method	D-D		D-D	
Max. swing piece size (mm)	Ø630 x 600		Ø630 x 480	
Table load capacity (kg)	500		400	
Maximum R.P.M	100	60	100	60
Indexing accuracy (sec)	5*	5*	5*	5*
Repeatability (sec)	4*	4*	4*	4*
Clamping torque (Nm)	3,200	4,200	3,200	4,200

Note: *With absolute rotary encoder

UX	UX600C / UX600P		UX800P	
	Rotary Axis (C-axis)	Tilting Axis (A-axis)	Rotary Axis (C-axis)	Tilting Axis (A-axis)
Drive method	Worm		D-D	
Max. swing (mm)	Ø630 x Ø600		Ø800	
Table load capacity (kg)	300		850	
Maximum R.P.M (min ⁻¹)	16.6 / 33.3	11.1 / 25	100	60
Indexing accuracy (sec)	20(12*)/14(10*)	12* / 10*	5*	5*
Repeatability (sec)	12(5*) / 4(2*)	8* / 5*	2*	5*
Clamping torque (Nm)	2,000 / 1,666	2,500 / 2,156	2,400	2,400 x 2

Note: *With absolute rotary encoder



Model UX500



Model UX630



Model UX600



Model UX800


ATC system




30ATC



48ATC



60ATC



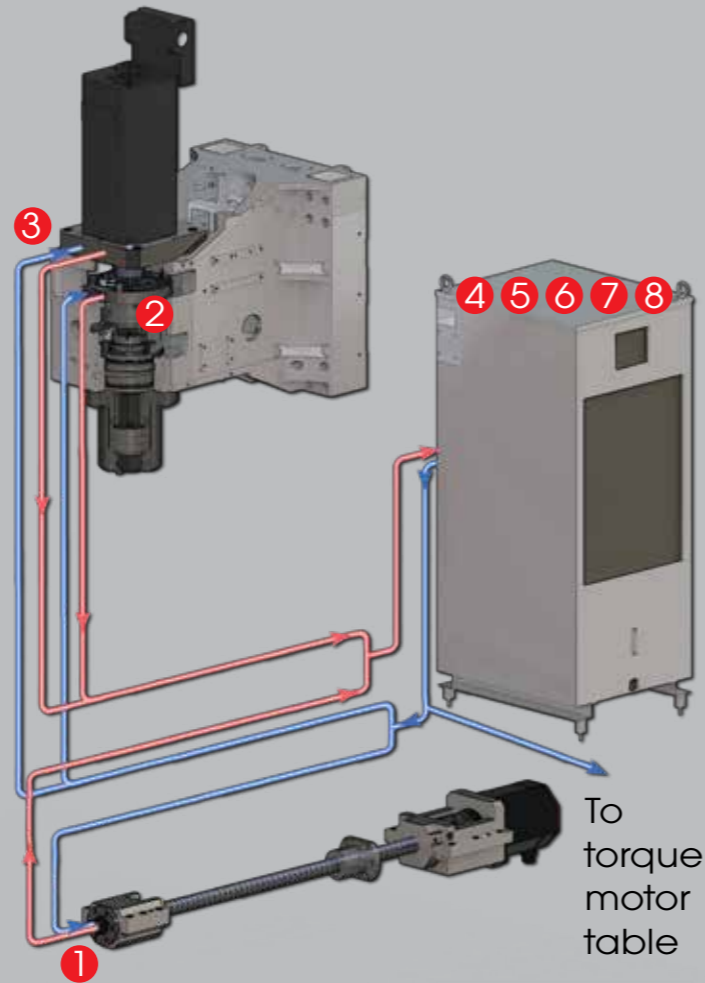
90ATC

Thermal management

To meet more and more severe "WORKING ACCURACY" requirements, our "THERMAL MANAGEMENT" :

LEVEL I - Standard


- 1 Coolant through ball screw.
To keep
 - a). Under $\pm 10 \mu m$ repeatability on X, Y & Z
 - b). Stable rigidity on ball screw system
- 2 Spindle cooling circuit
- 3 Motor mountingblock cooling circuit (for coupling spindle)
- 4 Oil chiller 6,000 BTU
- 5 Oil chiller 12,000 BTU
- 6 Oil chiller 24,000 BTU
- 7 Oil chiller 48,000 BTU
- 8 Water chiller



	UX500C	UX500P / UX500APC	UX630P / UX630APC	UX600C	UX600P		UX800P
	Coupling	Belt	Coupling	Built-in	Coupling	Belt	Coupling
1	○	●	●	●	○	●	●
2	●	●	●	●	●	●	●
3	●	×	●	×	●	×	●
4	●	×	×	×	●	×	×
5	○	×	×	×	○	●	×
6	×	●	●	×	×	×	○
7	×	×	×	×	×	×	×
8	×	×	×	●	×	×	×

LEVEL II

- 9 Scale on X, Y, Z & C
(Scale on A axis as standard)



- 10 Tool length / breakage measurement (opt.)

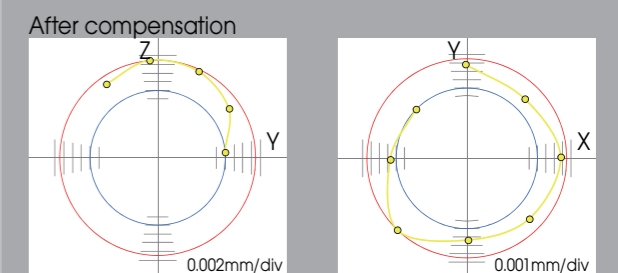
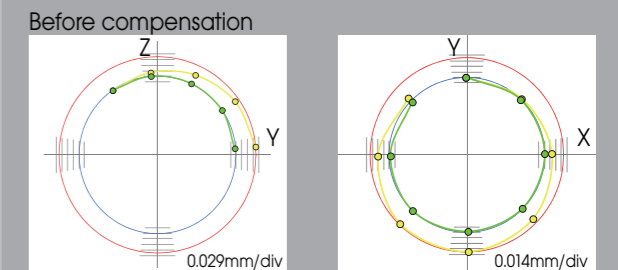


LEVEL III

- 11 Thermal comp with probe



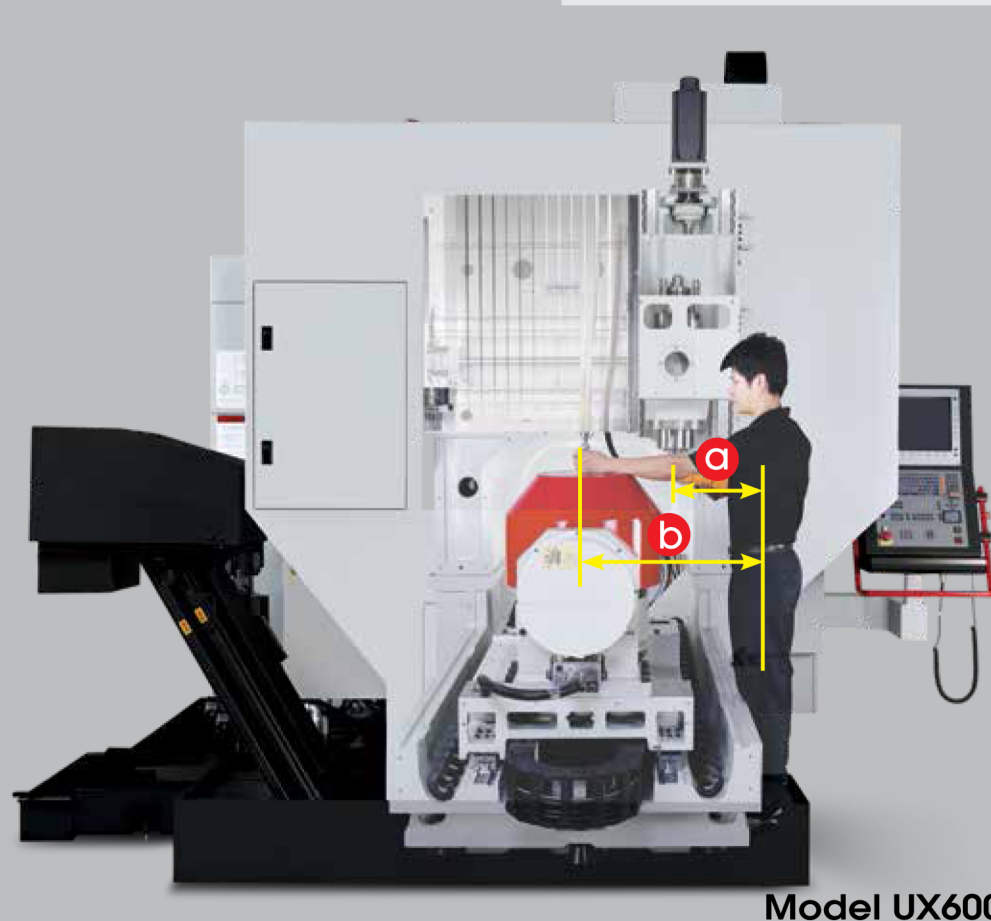
- 12 Touch probe cycles for automatic measurement of rotary axes (opt.)



Ergonomic operation



	UX500 / UX500APC	UX630 / UX630APC	UX600 / UX800
a	295 / 458	356	200
b	670 / 367	565 / 438	625
c	800 / 850	950 / 900	830
d	545 / 1,050	750 / 790	-
e	Std.		-
f	Std.		-
g	Std.		-
h	Std.		-
i	-	Std.	-



Model UX600



Model UX630



Coolant & chip management

	UX500C	UX500P / UX500APC	UX630P / UX630APC	UX600C	UX600P	UX800P
Coolant tank	450 L		400 L	400 L		
Coolant through spindle	Opt.	20 bar	20 bar	20 bar		
Nozzle coolant	3 bar		3.5 bar	3.5 bar		
Wash gun	Std.		Std.	Std.		
Chip augers	Std.		-	Std.		
Ceiling wash down	Std.		Std.	-		
wash down	3 bar		3.5 bar	3 bar		



Model UX500



Model UX630



Model UX600



Model UX500

Chips fall directly to avoid thermal effects on structure (model UX630)



Technical data	UX500		UX500 / UX500APC		
	C		P		
	Multi face	5 axes	5 axes		
Spindle code	12C		9B	12B	15C
Work range	Ø410		Ø410 / □400		
Travel X / Y / Z (mm)	712 (-400 ~ +312) / 508 (-254 ~ +254) / 515 712 (-400 ~ +312) / 508 (-256 ~ +252) / 515				
B / C (degree)	+30° ~ -120° / 360° (Continuous)				
Max. swing (mm)	Ø500				
Table surface to spindle nose (mm)	100 ~ 615		100 ~ 615 / 30 ~ 545		
Spindle nose to tilting center at 90° (mm)	100 ~ 615		100 ~ 615		
Max. work piece size (mm)	Ø500 x 350 ⁽¹⁾		Ø500 x 350 ⁽¹⁾ / Ø500 x 300		
Table load capacity (kg)	200		250 / 200		
Feed drive	6,283 / 6,283 / 11,519 (F) 6,283 / 6,283 / 10,472 (S) 9,268 / 9,268 / 11,310 (T)		10,472 / 10,472 / 14,137 (S) 11,310 / 11,310 / 13,666 (T)		
Feed force X / Y / Z (N)	36 / 36 / 36				
Rapid movement X / Y / Z (m / min)	B=22.2 (F;T) 16.6 (F;S) / C=50				
B / C (min ⁻¹)	B=60 / C=100				
Acceleration X / Y / Z (m/s ²)	3 / 3 / 2.5 (F)(S)(T)		5 / 5 / 5 (S)(T)		
Dia. & pitch of the ball screw	Ø40 / P = 12 / 12 / 12				
Accuracy Positioning / Repeatability	0.008 / 0.004				
ISO 230-2	±0.003 / ±0.002				
JIS 6338 (300 mm)	0.008 / 0.004				
VDI3441					
Main spindle	BBT 40				
Spindle taper	BBT 40				
Max. spindle speed	12,000	9,000	12,000	15,000	
Tool changer	Random				
Tool selection	Random				
Magazine positions	30 (std.) 48 / 60 (opt.)		48 (std.) 60 (opt.)		
Max. tool diameter w/o adjacent tool (mm)	Ø76.2 / Ø125				
Max. tool length (mm)	280				
Max. tool weight (kg)	7				
Tool to tool time (sec.)	1.7				
Chip to chip time (sec.)	9.1		8.9		
Pallet changer	- / 2				
Number of pallet	- / Swing type				
Method of pallet changer	- / 12				
Pallet change time (sec.)	- / 0.01				
Pallet changing repeatability					
Coolant system	450				
Coolant tank capacity (Liter)	450				
Pump capacity	75 L / min., 3 bar				
- Nozzie coolant	75 L / min., 3 bar				
- Coolant through spindle	Opt.		25 L / min., 20 bar		
- Wash down	75 L / min., 3 bar		75 L / min., 3 bar		
Machine size	3,350				
Height (mm)	3,350				
Floor space W x D (mm)	2,720 x 3,900		2,720 x 3,900 3,900 x 4,480		
Weight (kg)	8,430(30ATC) 8,730(48ATC) 8,930(60ATC) 10,300(48ATC) 10,500(60ATC)				
Connections	220V / 60Hz or 400V / 50Hz				
Main power	220V / 60Hz or 400V / 50Hz				
Power consumption (KVA)	27(F) 25(S) 30(T)		38(S) 40(T)		

Note: ⁽¹⁾Please refer to actual max. workpiece interference diagram.

Technical data	UX630		UX630APC	
	P			
	5 axes			
Spindle code	12M	18M	12M	18M
Work range	Ø480		□500	
Table size (mm)	Ø480		□500	
Travel X / Y / Z (mm)	900(-450~+450)/740(-330~+410)/610 900(-450~+450)/660(-330~+330)/610			
B / C (degree)	± 120° / 360° (Continuous)			
Max. swing (mm)	Ø630 ⁽¹⁾			
Table surface to spindle nose (mm)	120 ~ 730		0 ~ 610	
Spindle nose to tilting center at 90° (mm)	0 ~ 610		0 ~ 610	
Max. work piece size (mm)	Ø630 x 600 ⁽¹⁾		Ø630 x 480 ⁽¹⁾	
Table load capacity (kg)	500		400	
Feed drive	10,249 / 18,692 / 10,249 (T)		10,603 / 14,137 / 10,603 (S)	
Feed force X / Y / Z (N)	48 / 48 / 48			
Rapid movement X / Y / Z (m / min)	B=60 / C=100			
B / C (min ⁻¹)				
Acceleration X / Y / Z (m/s ²)	8 / 7 / 10 (T)		6 / 4.1 / 4 (S)	
Dia. & pitch of the ball screw	Ø40 / P = 16 / 16 / 16			
Accuracy Positioning / Repeatability	0.008 / 0.004			
ISO 230-2	±0.003 / ±0.002			
JIS 6338 (300 mm)	0.008 / 0.004			
VDI3441				
Main spindle	BBT 40	HSK A63	BBT 40	HSK A63
Spindle taper	BBT 40	HSK A63	BBT 40	HSK A63
Max. spindle speed	12,000	18,000	12,000	18,000
Tool changer	Random			
Tool selection	Random			
Magazine positions	48 (std.) 60 / 90 (opt.)			
Max. tool diameter w/o adjacent tool (mm)	Ø76.2 / Ø125			
Max. tool length (mm)	300			
Max. tool weight (kg)	7			
Tool to tool time (sec.)	1.7 (< 6kg)			
Chip to chip time (sec.)	7.2			
Pallet changer	-		2	
Number of pallet	-		Swing type	
Method of pallet changer	-		12.1	
Pallet change time (sec.)	-		0.01	
Pallet changing repeatability (mm)	-			
Coolant system	400			
Coolant tank capacity (Liter)	400			
Pump capacity	75 L / min., 3.5 bar			
- Nozzie coolant	75 L / min., 3.5 bar			
- Coolant through spindle	25 L / min., 20 bar			
- Wash down	75 L / min., 3.5 bar		125 L / min	
Machine size	3,520			
Height (mm)	3,520			
Floor space W x D (mm)	48 / 60 / 90ATC	3,920 x 4,810	3,920 x 5,245	
	48ATC	15,350	16,250	
Weight (kg)	60 / 90ATC	15,500 / 16,300	16,400 / 17,200	
Connections	220V / 60Hz or 400V / 50Hz			
Main power	220V / 60Hz or 400V / 50Hz			
Power consumption (KVA)	72(T) 69(S)			

Note: ⁽¹⁾Please refer to actual max. workpiece interference diagram.

● = Standard ○ = Option ✕ = N / A

Standard / Option accessories	UX500		UX500 / UX500APC		
	C		P		
	Multi face	5 axes	5 axes		
Spindle code	12C		9B	12B	15C
■ QUASER mill i (4+1 Axes)	●	✕	✕	✕	✕
■ HEIDENHAIN TNC620 (4+1 Axes)	○	✕	✕	✕	✕
■ HEIDENHAIN TNC640 (5 Axes)	✕	○	○	●	○
HEIDENHAIN advanced function set2	✕	○	○	●	○
■ SIEMENS 828D (PPU290)	○	✕	✕	✕	✕
■ SIEMENS 840D	✕	✕	○	○	○
■ Oil chiller	●	●	●	●	●
■ 40 taper / 30 position tool magazine	●	●	✕	✕	✕
■ 40 taper / 48 position tool magazine	○	○	●	●	●
■ 40 taper / 60 position tool magazine	○	○	○	○	○
■ Pull stud for BT tooling	○	○	●	●	●
■ Balance tooling for spindle warm up	○	○	●	●	●
■ BBT spindle attachment (Simultaneous contact)	●	●	●	●	●
■ ATC auto door	●	●	●	●	●
■ X / Y / Z linear scale	○	○	○	○	○
■ Rotary encoder on B & C axes	●	●	●	●	●
■ Remote manual pulse generator	●	●	●	●	●
■ Transformer ⁽¹⁾	○	○	○	○	○
■ Work probe receive OMI-2T	●	●	●	●	●
■ Work probe OMP-40	○	○	●	●	●
■ Reference rod (for thermal comp with probe)	●	●	●	●	●
■ Tool length / breakage measurement ⁽²⁾	○	○	○	○	○
■ 5 Port through table ⁽³⁾	○	○	● / ✕	● / ✕	● / ✕
■ Air pressure detector for pallet clamping	✕	✕	✕ / ●	✕ / ●	✕ / ●
■ 4 port through pallet ^{(3) (4)}	✕	✕	✕ / ○	✕ / ○	✕ / ○
■ Coolant system	●	●	●	●	●
■ Coolant through ball screw	○	○	●	●	●
■ Coolant through spindle 20 bar	○	○	●	●	●
■ Coolant wash gun	●	●	●	●	●
■ Coolant wash down	●	●	●	●	●
■ Air gun	○	○	○	○	○
■ Chip conveyor	●	●	●	●	●
■ Chip augers	●	●	●	●	●
■ Cutter air blast	●	●	●	●	●
■ Oil-mist collector	○	○	○	○	○
■ Bag filtration	○	○	○	○	○
■ Filtration unit	○	○	○	○	○
■ Documentation (CD-ROM) ⁽⁵⁾	●	●	●	●	●
■ Total Enclosure Guard (with Top side cover)	●	●	●	●	●
■ Work light	●	●	●	●	●
■ Machine status light	●	●	●	●	●
■ CE & EMC ⁽⁶⁾ / GB	○	○	○	○	○

Note: ⁽¹⁾ Transformer as standard or option item will be varied according to control system and power supply condition.

⁽²⁾ APC only laser type. ⁽³⁾ Without Solenoid valve and control. ⁽⁴⁾ Factory mounted only.

⁽⁵⁾ Paper documentation is option. ⁽⁶⁾ As standard for Europe area.

- Machine specification might be different from the catalog if any specification update.

● = Standard ○ = Option ✕ = N / A

Standard / Option accessories	UX630	UX630APC
	P	
	5 axes	
Spindle code	12M/18M	12M/18M
■ HEIDENHAIN TNC640 (5 Axes)	●	●
HEIDENHAIN advanced function set2	●	●
■ SIEMENS 840D (5 Axes)	○	○
■ Water chiller	●	●
■ 40 taper / 48 position tool magazine	●	●
■ 40 taper / 60 position tool magazine	○	○
■ 40 taper / 90 position tool magazine	○	○
■ Balance tooling for spindle warm up	●	●
■ BBT spindle attachment (Simultaneous contact)	●	●
■ ATC auto door	●	●
■ X / Y / Z linear scale	○	○
■ Rotary encoder on B / C axes	●	●
■ Remote manual pulse generator	●	●
■ Transformer ⁽¹⁾	○	○
■ Work probe receive RMI-Q	●	●
■ Work probe RMP-40	●	●
■ Reference rod (for thermal comp with probe)	●	●
■ Tool length / breakage measurement ⁽²⁾	○	○
■ 5 Port through table ⁽³⁾	●	✕
■ Air pressure detector for pallet clamping	✕	●
■ 4 port through pallet ^{(3) (4)}	✕	○
■ Coolant system	●	●
■ Coolant through ball screw	●	●
■ Coolant through spindle 20 bar	●	●
■ Coolant through spindle 50 bar	○	○
■ Coolant wash gun	●	●
■ Coolant wash down	●	●
■ Air gun	○	○
■ Chip conveyor	●	●
■ Cutter air blast	●	●
■ Oil-mist collector	○	○
■ Filtration unit	○	○
■ Documentation (CD-ROM) ⁽⁵⁾	●	●
■ Total Enclosure Guard (with Top side cover)	●	●
■ Work light	●	●
■ Machine status light	●	●
■ CE & EMC ⁽⁶⁾	○	○

Note: ⁽¹⁾ Transformer as standard or option item will be varied according to control system and power supply condition.

⁽²⁾ Only laser type. ⁽³⁾ Without Solenoid valve and control. ⁽⁴⁾ Factory mounted only.

⁽⁵⁾ Paper documentation is option. ⁽⁶⁾ As standard for Europe area.

- Machine specification might be different from the catalog if there is any specification update.

Technical data	UX600				UX800
	C		P		P
	Multi face	5 axes	5 axes		
Spindle code	12C		9B	12B	15C
Work range	Ø500		Ø280 / Ø600 x W500		Ø630
Table size (mm)	Ø500		Ø280 / Ø600 x W500		Ø630
Travel	X (mm)	885 (-580 ~ +305)	885 (-580 ~ +305)		995 (-625~+370)
	Y (mm)	800 (+375 ~ -425)	800 (+375 ~ -425)		800 (+375~-425)
	Z (mm)	500	500		500
	A (degree)	+30° ~ -120°	+30° ~ -120°		+30° ~ -120°
	C (degree)	360° (Continuous)	360° (Continuous)		360° (Continuous)
Max. swing (mm)	Ø630		Ø600		Ø800
Table surface to spindle nose (mm)	160 ~ 660		130 ~ 630		180 ~ 680
Spindle nose to tilting center at 90°	160 ~ 660		160 ~ 660		130 ~ 630
Max. work piece size (mm)	Ø630 x 425		Ø600 x 430		Ø800 x 470
Table load capacity (kg)	300		300		850
Feed drive	11,519 / 11,519 / 11,519 (F)		13,666 / 13,666 / 13,666 (T)		
Feed force	X / Y / Z (N)	13,666 / 13,666 / 13,666 (T)	14,137 / 14,137 / 14,137 (S)		19,897/13,666/13,666(T)
Rapid movement	X / Y / Z (m / min)	36 / 36 / 36	36		36
	A / C (min ⁻¹)	A=11.1 / C=16.6	A=25 / C=33.3		A=60 / C=100
Acceleration	X / Y / Z (m/s ²)	3 / 4 / 4 (F) 3 / 4.5 / 4.5 (T)	5 / 5.5 / 5.5 (T)(S)		5 / 5.5 / 5.5 (T)
Dia. & pitch of the ball screw	Ø45 / P = 12 / 12 / 12				
Accuracy Positioning / Repeatability					
ISO 230-2	0.008 / 0.004				
JIS 6338 (300 mm)	±0.003 / ±0.002				
VDI3441	0.008 / 0.004				
Main spindle					
Spindle taper	BBT 40				
Max. spindle speed	12,000	9,000	12,000	15,000	15,000
Tool changer					
Tool selection	Random				
Magazine positions	30 (std.) 48 & 60 (opt.)	48 (std.) 60 (opt.)			
Max. tool diameter (mm)	76.2				
w/o adjacent tool (mm)	125				
Max. tool length (mm)	280				
Max. tool weight (kg)	7				
CTC time-ISO 10791-9 (sec.)	7.2 (F) 6.9 (T)	6.7			
Coolant system					
Coolant tank capacity (Liter)	400				
Pump capacity					
- Nozzie coolant	60 L / min., 3.5 bar				
- Through spindle coolant	25 L / min., 20 bar				
- Wash down	60 L / min., 3 bar				
Machine size					
Height (mm)	3,280				
Floor space W x D (mm)	4,150 x 3,800				
Weight (kg)	11,680 (30ATC) 11,960 (48ATC) 12,100 (60ATC) 12,820 (90ATC)				
Connections					
Main power	220V or 380V or 400V or 415V / 50Hz or 60Hz				
Power consumption (KVA)	30(F) 35(T)	38(T) 41.3(S)		53(T)	

Standard / Option accessories	UX600		UX600			UX800
	C		P			P
	Multi face	5 axes	5 axes			
Spindle code	12C		9B	12B	15C	15C
■ QUASER mill I (4+1 Axes)	●	×	×	×	×	×
■ HEIDENHAIN TNC620 (4+1 Axes)	○	×	×	×	×	×
■ HEIDENHAIN TNC640 5 Axes)	×	●	○	●	○	●
HEIDENHAIN advanced function set2	×	●	○	●	○	●
■ SIEMENS 840D	×	×	○	○	○	×
■ Oil chiller	●	●	●	●	●	●
■ 40 taper / 30 position tool magazine	●	●	×	×	×	×
■ 40 taper / 48 position tool magazine	○	○	●	●	●	●
■ 40 taper / 60 position tool magazine	○	○	○	○	○	○
■ 40 taper / 90 position tool magazine	○	○	○	○	○	○
■ Pull stud for BT tooling system	○	○	●	●	●	●
■ Balance tooling for spindle warm up	○	○	●	●	●	●
■ BBT spindle attachment (Simultaneous contact)	●	●	●	●	●	●
■ ATC auto door	●	●	●	●	●	●
■ X / Y / Z linear scale & C rotary encoder	○	○	○	○	○	●
■ Rotary encoder on A axes	●	●	●	●	●	●
■ Remote manual pulse generator	●	●	●	●	●	●
■ Transformer ⁽¹⁾	○	○	○	○	○	○
■ Work probe receive OMI-2T	●	●	●	●	●	●
■ Work probe OMP-40	○	○	●	●	●	●
■ Tool length / breakage measurement	○	○	○	○	○	○
■ Reference rod (for thermal comp with probe)	●	●	●	●	●	●
■ 2 Port through table ⁽²⁾	○	○	●	●	●	●
■ Coolant system	●	●	●	●	●	●
■ Coolant through ball screw	○	○	●	●	●	●
■ Coolant through spindle 20 bar	●	●	●	●	●	●
■ Coolant wash gun	●	●	●	●	●	●
■ Coolant wash down	●	●	●	●	●	●
■ Air gun	○	○	○	○	○	○
■ Chip conveyor	●	●	●	●	●	●
■ Chip augers	●	●	●	●	●	●
■ Cutter air blast	●	●	●	●	●	●
■ Stainless steel chip pan & chip channel	●	●	●	●	●	●
■ Oil-mist collector	○	○	○	○	○	○
■ Bag filtration	○	○	○	○	○	○
■ Filtration unit	○	○	○	○	○	○
■ Documentation (CD-ROM) ⁽³⁾	●	●	●	●	●	●
■ Total Enclosure Guard (with Top side cover)	●	●	●	●	●	●
■ Work light	●	●	●	●	●	●
■ Machine status light	●	●	●	●	●	●
■ CE & EMC ⁽⁴⁾ / GB	○	○	○	○	○	○

Note: ⁽¹⁾ Transformer as standard or option item will be varied according to control system and power supply condition.

⁽²⁾ UX800-5 port through table. ⁽³⁾ Paper documentation is option. ⁽⁴⁾ As standard for Europe area.

- Machine specification might be different from the catalog if there is any specification update.

UX500 Layout

Installation dimension

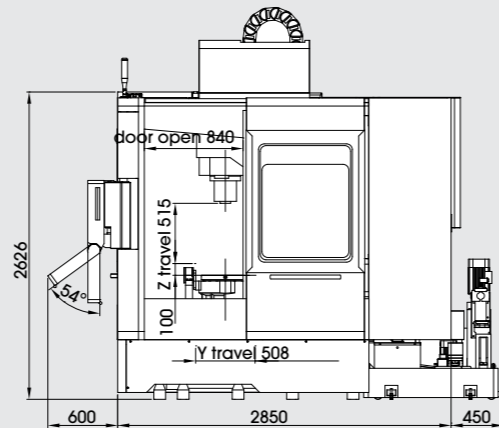
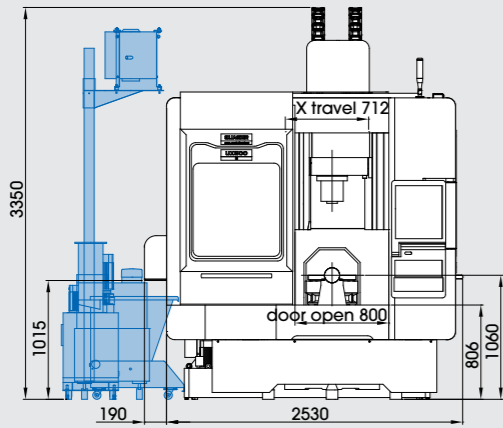
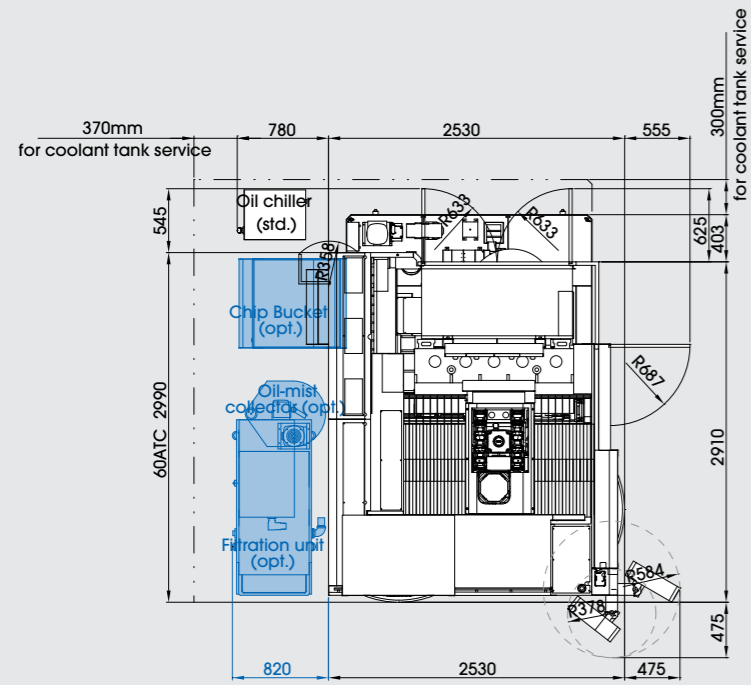
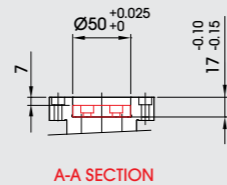
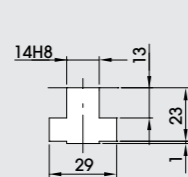
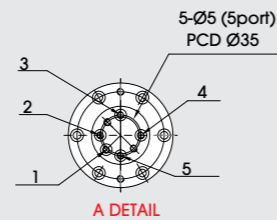
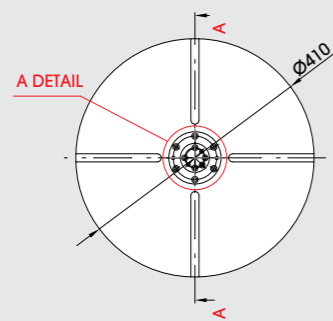


Table dimension



UX500APC Layout

Installation dimension

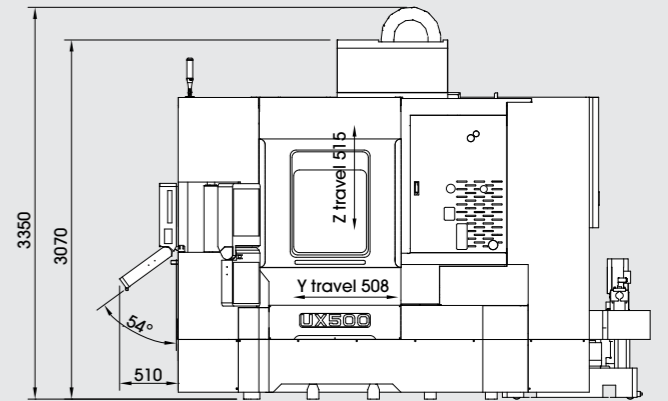
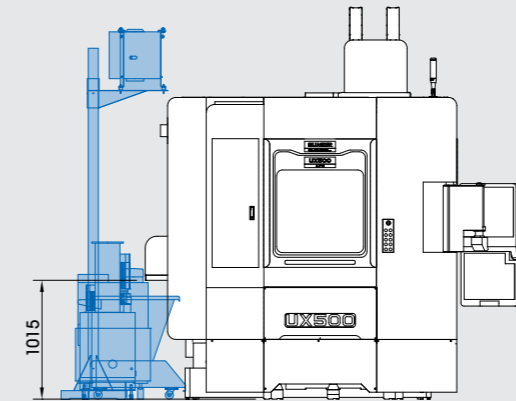
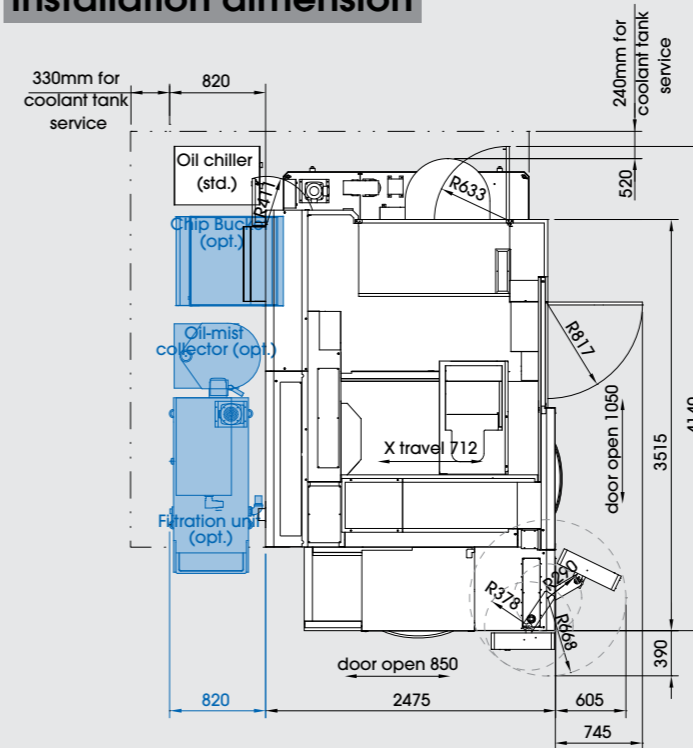
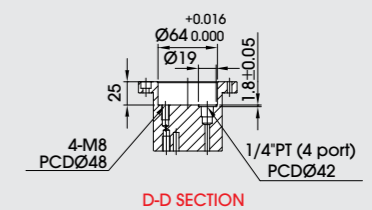
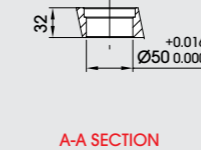
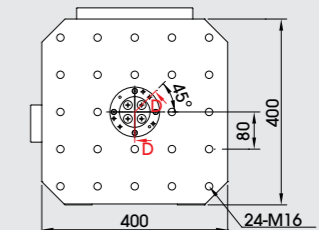
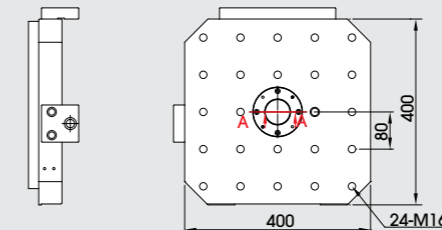
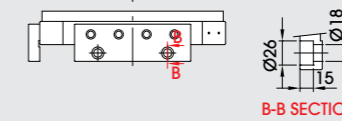


Table dimension



UX630 Layout

Installation dimension

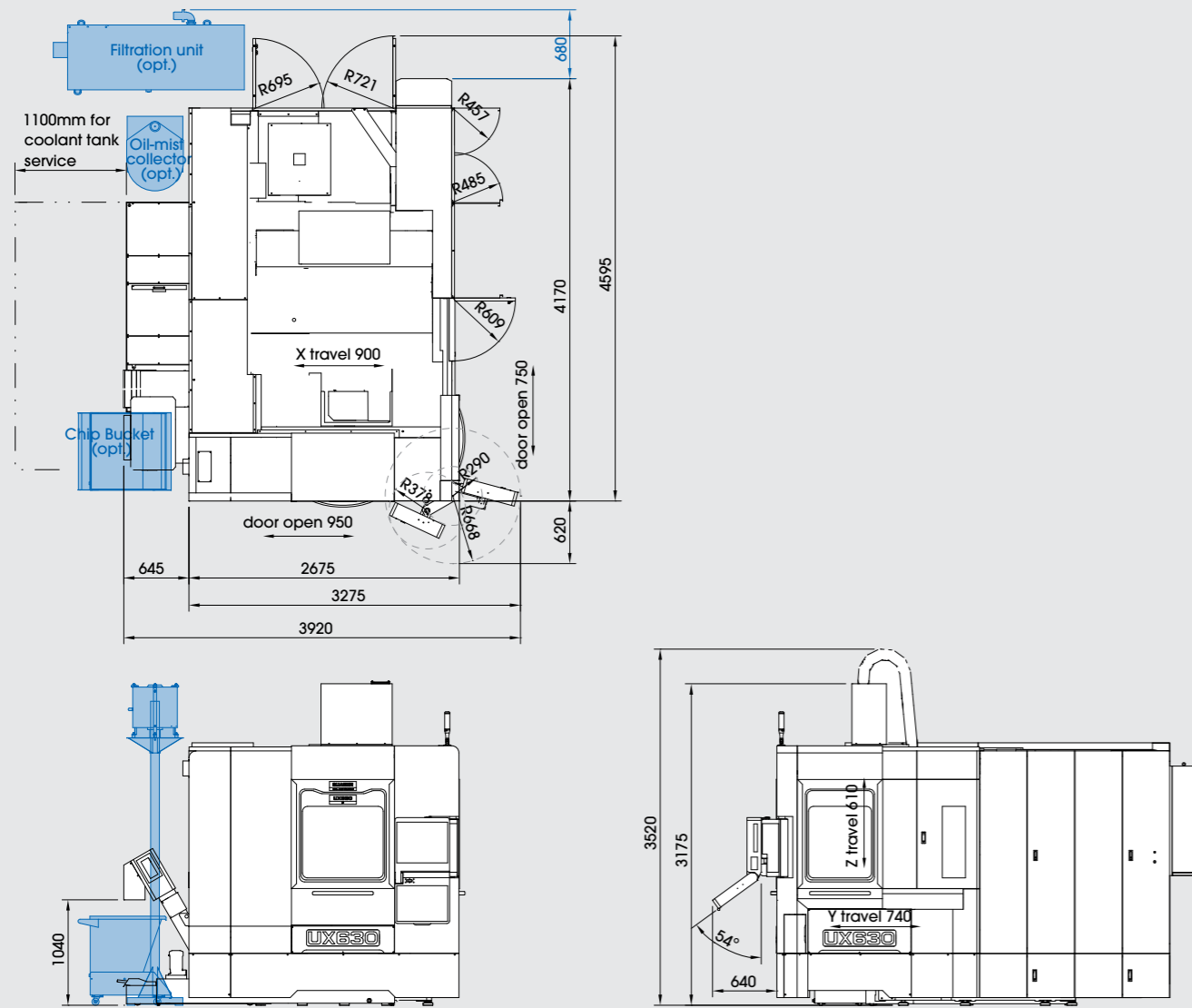
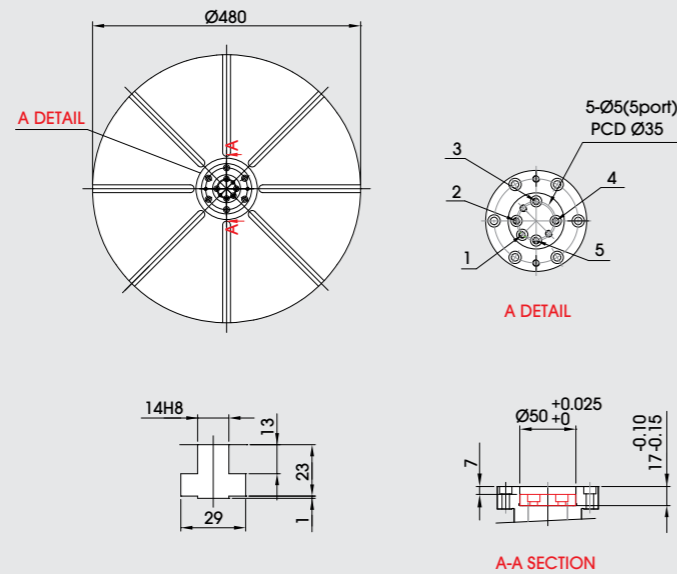


Table dimension



UX630APC Layout

Installation dimension

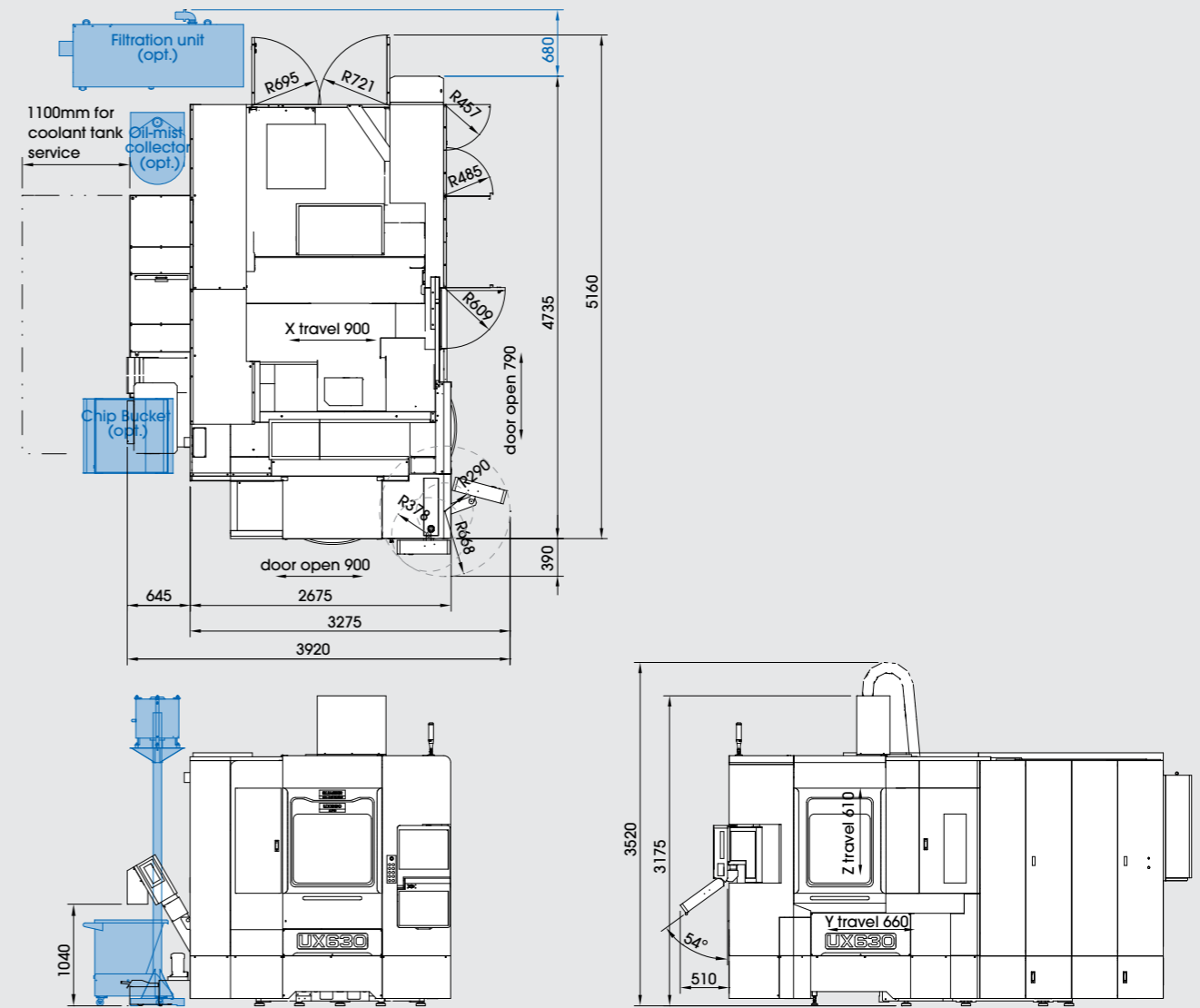
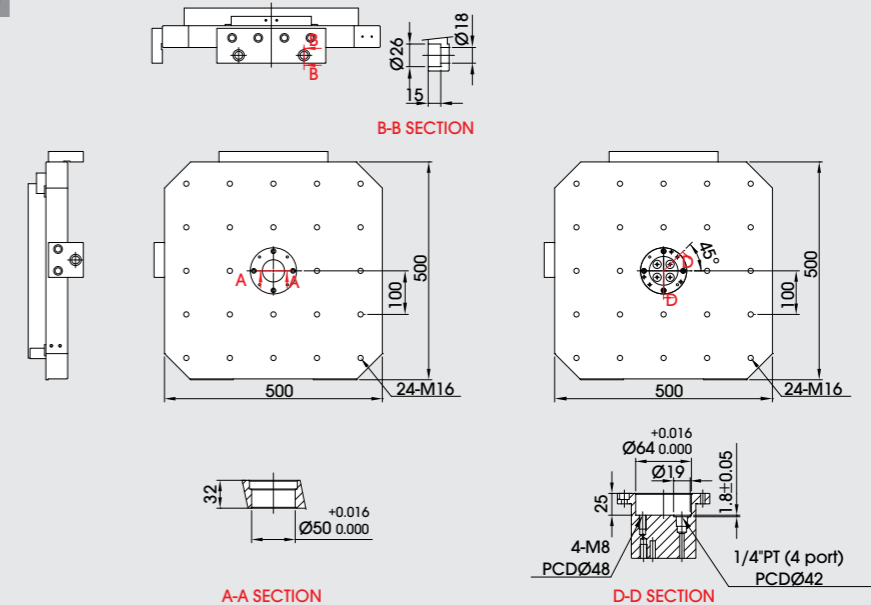
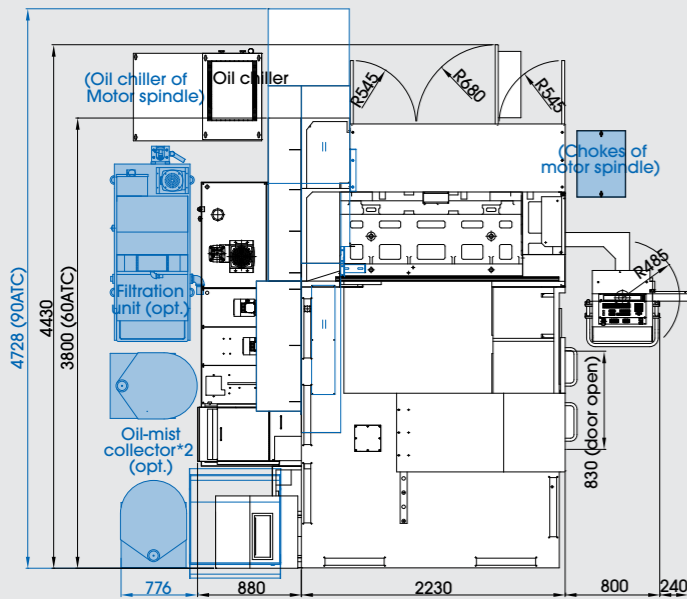


Table dimension



UX600 / UX800 Layout

Installation dimension



	UX600	UX800
A	1,024	978

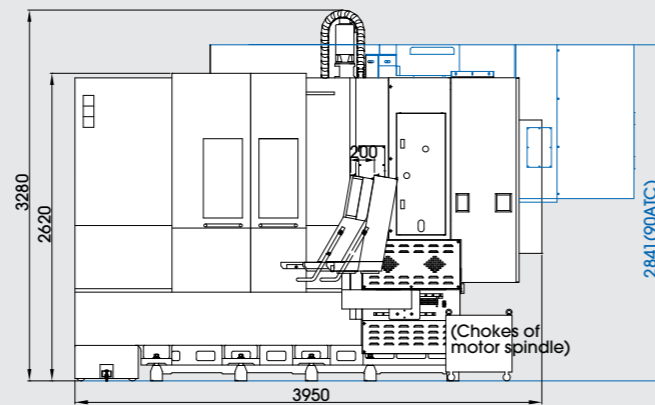
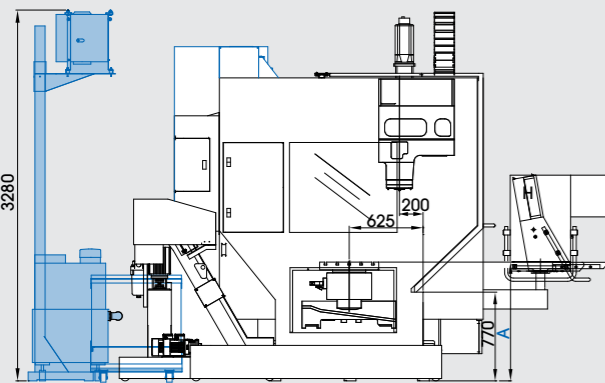
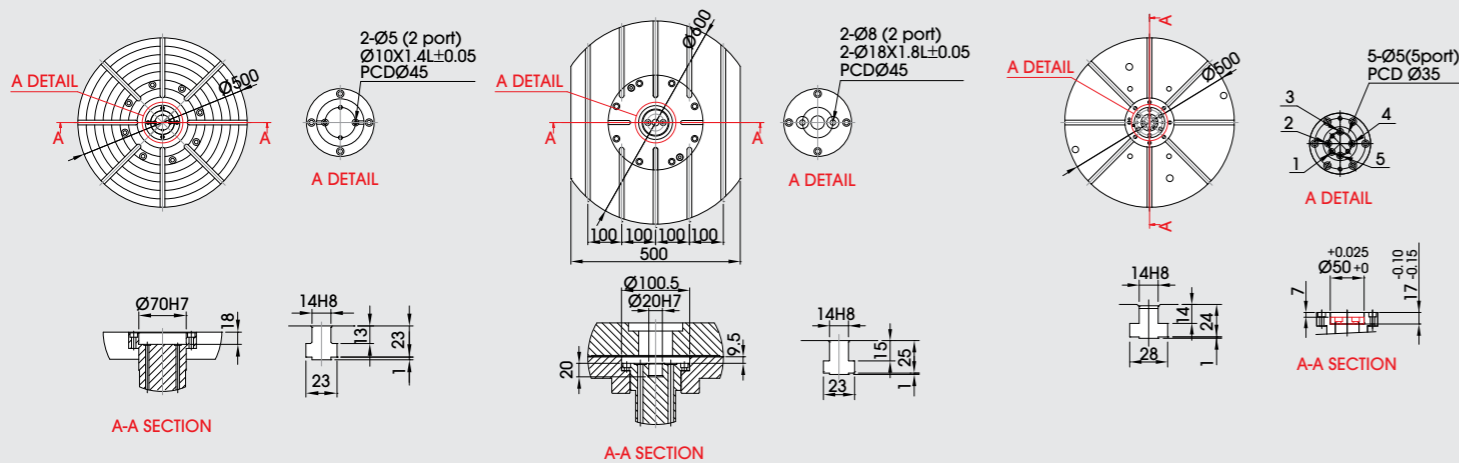


Table dimension



We build machines in a hybrid way

- Very classic craftsmanship combined with most advanced modern equipments in a clean environment...

QUASER MACHINE TOOLS, INC.

Address: No. 3, Gong 6th Rd., Youshih
 Industrial Park, Dajia Dist,
 Taichung City 437, Taiwan
 Tel: +886 4 26821277
 Fax: +886 4 26822045
 E-mail: sales@qmt.com.tw
 Web: www.quaser.com



QUASER EUROPE TECHNIC CENTER - SWITZERLAND

Address: Unterlettenstrasse 16, CH- 9443
 Widnau Switzerland
 Tel: +41 71 722 43 43
 Mobile phone: +41798229028
 E-mail: qe@qmt.com.tw



KUNSHAN QUASER MACHINE TOOLS, INC.

Address: (B) No. 287, Kangzhuang Road,
 Zhoushi Town, Kunshan City,
 Jiangsu, P.R. China
 Tel: 0512-82627139
 Fax: 0512-82627138
 E-mail: qmtc@qmt.com.tw



QUASER AMERICA MACHINE TOOLS INC.

Address: 3049 Southcross Boulevard, Rock Hill,
 SC, 29730, UNITED STATES
 Tel: +1 803-324-7123
 Fax: +1 888-459-8175
 E-mail: qa@qmt.com.tw



QUASER
we cut faster

**QUASER MACHINE TOOLS,
INC.**

Address: No. 3, Gong 6th Rd.,
Youshih Industrial Park,
Dajia Dist, Taichung City
437, Taiwan

Tel: +886 4 26821277
Fax: +886 4 26822045
E-mail: sales@qmt.com.tw
Web: www.quaser.com

**QUASER EUROPE TECHNIC
CENTER - SWITZERLAND**

Address: Unterleffenstrasse
16, CH- 9443 Widnau
Switzerland

Tel: +41 71 722 43 43
Mobile phone: +41798229028
E-mail: qe@qmt.com.tw

**KUNSHAN QUASER MACHINE
TOOLS, INC.**

Address: (B) No. 287, Kangzhuang
Road, Zhoushi Town,
Kunshan City, Jiangsu,P.
R. China

Tel: 0512-82627139
Fax: 0512-82627138
E-mail: qmtc@qmt.com.tw

**QUASER AMERICA MACHINE
TOOLS INC.**

Address: 3049 Southcross
Boulevard,Rock Hill,
SC, 29730, UNITED STATES

Tel: +1 803-324-7123
Fax: +1 888-459-8175
E-mail: qa@qmt.com.tw

Fold here for filing!